

INVESTORS.com

POWERED BY INVESTOR'S BUSINESS DAILY™

China Gerui Adv Mtrls Gp (CHOP)NMS

IBD Stock Checkup for CHOP:

Print Date: 12:26 PM Eastern, Friday, January 29, 2010 (20 min. Delay)



About CHOP: CHINESE MANUFACTURER OF HIGH-PRECISION COLD-ROLLED STEEL PRODUCTS FOR MARKETS IN THE PEOPLE'S REPUBLIC OF CHINA

General Market Fundamental Checklist Technical Checklist View Chart

© 2010 Investor's Business Daily

PERFORMANCE WITHIN GROUP (CHOP)

CHINA GERUI ADV MTRLS GP RANK WITHIN THE STEEL-PRODUCERS GROUP (21 STOCKS)

Composite Rating(94) Rank within Group: 1st

Best in Group 100%

Composite - Group Leaders

- 1 CHOP CHINA GERUI ADV MTRLS GP
- 2 SID COMPANHIA SIDERURGIC ADS
- 3 TS TENARIS SA ADR
- 4 MTL MECHEL OAO ADS
- 5 AP AMPCO-PITTSBURGH CORP

EPS Rating(99) Rank within Group: 1st

Best in Group 100%

EPS - Group Leaders

- 1 CHOP China Gerui Adv Mtrls Gp
- 2 SID Companhia Siderurgic Ads
- 3 AP Ampco-Pittsburgh Corp
- 4 TS Tenaris Sa Adr
- 5 GSI General Steel Hldgs Inc

RS Rating(73) Rank within Group: 10th

57%

SMR Rating(A) Rank within Group: 1st

Best in Group 100%

Relative Strength - Group Leaders

- 1 MTL Mechel Oao Ads
- 2 TX Ternium Sa Adr
- 3 TS Tenaris Sa Adr
- 4 AKS A K Steel Holding Corp
- 5 GGB Gerdau S A Adr

SMR - Group Leaders

- 1 CHOP China Gerui Adv Mtrls Gp
- 2 TS Tenaris Sa Adr
- 3 HGVLY Highveld Stl&Vanadiu Adr
- 4 SID Companhia Siderurgic Ads
- 5 5DRX A D F Group Inc

Acc/Dist. Rating(D) Rank within Group: 11th**Acc/Dist - Group Leaders**

- 1 HGVLY Highveld Stl&Vanadiu Adr
- 2 SHLO Shiloh Industries Inc
- 3 SUTR Sutor Technology Grp Ltd
- 4 TS Tenaris Sa Adr
- 5 MTL Mechel Oao Ads

 IBD® Stock Checklist

Composite Rating	94	
------------------	----	---

GENERAL MARKET AND INDUSTRY GROUP (CHOP)

General Market

Market in correction		
----------------------	--	---

Industry Group

Industry Group Rank	61	
---------------------	----	---

FUNDAMENTAL PERFORMANCE (CHOP)





Current Earnings

EPS Due Date	01/28/2010	
EPS Rating	99	
EPS % Chg (Last Qtr)	115%	
Last 3 Qtrs Avg EPS Growth	99%	
# Qtrs of EPS Acceleration	1	
EPS Est & Chg (Current Qtr)	7%	
Estimate Revisions		
Last Quarter % Earnings Surprise	N/A	N/A






Annual Earnings

3 Yr EPS Growth Rate	37%	
Consecutive Yrs of Annual EPS Growth	1	
EPS Est % Chg (Current Yr)	49%	

Sales, Margin, ROE

SMR Rating	A	
Sales % Chg (Last Qtr)	6%	
3 Yr Sales Growth Rate	32%	
Annual Pre-Tax Margin	24.1%	
Annual ROE	144.4%	
Debt/Equity Ratio	N/A	N/A

TECHNICAL PERFORMANCE (CHOP)**Price And Volume**

Price	\$6.46	
RS Rating	73	
% Off 52 Week High	-13.9%	
Price vs. 50-Day Moving Average	9.27%	
50-Day Average Volume	281,400	

Supply And Demand




Market Capitalization	262.00 M	
Acc/Dis Rating	D	
Up/Down Volume	1.7	
% Change In Funds Owning Stock	N/A	N/A
Qtrs Of Increasing Fund Ownership	N/A	N/A

CHART (CHOP)

China Gerui Adv Mtrls Gp (CHOP)

Chart View: [Daily](#) | [Weekly](#)



All prices are delayed at least 20 minutes (01/29/2010)

DISCLAIMER

The information expressed in this service is based upon the interpretation of available data. The data being presented was obtained or derived from sources believed to be accurate, but Investor's Business Daily can not and does not guarantee the accuracy of these sources which may be incomplete and/or condensed. The data and information presented is provided for informational purposes only, and is not offered as a basis for trading in securities nor is it offered for that purpose. Users of the Service should conduct their own independent investigation before making any investment or business decisions with respect to securities covered by the Service. Test Neither Investor's Business Daily nor any of its data or content providers shall be liable for any errors in the information or delays in its delivery, or for any action taken in reliance thereon. Nothing contained herein should be construed as a recommendation to buy or sell any securities.

© 2010 Investor's Business Daily, Inc. All rights reserved. Investor's Business Daily, IBD and CAN SLIM and their corresponding logos are registered trademarks of Data Analysis Inc. [Copyright and Trademark Notice](#) | [Privacy Statement Terms](#) | [Conditions of Use](#)